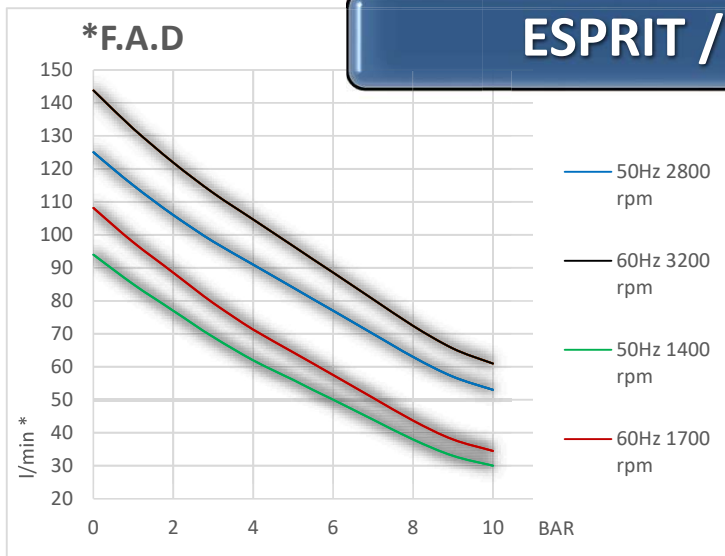


Compressor Model	Cylinders	Air Intake	Pressure	Power	Phase	Revolution	Noise	Weight	Dimensions
Modello Compressore	Cilindri	Aria Aspirata	Pressione	Motore	Fase	Giri	Rumore	Peso	Dimensioni
Type	N°	l/min. - C.F.M. - m ³ /h	Bar - Psi	HP - kW	Tipe	Rpm	dB	Kg - Lbs	cm (LxWxH)
ESPRIT UNIT 60/4	2	105 – 3,7 – 6,3 (50 Hz) 125 – 4,4 – 7,5 (60 Hz)	8 – 114	0,75 – 0,5	Single	1400 1700	48	8 – 17	29 x 22 x 14
ESPRIT UNIT 60/2	2	210 – 7,4 – 12,6 (50 Hz) 250 – 8,8 – 15 (60 Hz)	8 – 114	0,75 – 0,5	Single	2800 3300	55	8 – 17	29 x 22 x 14

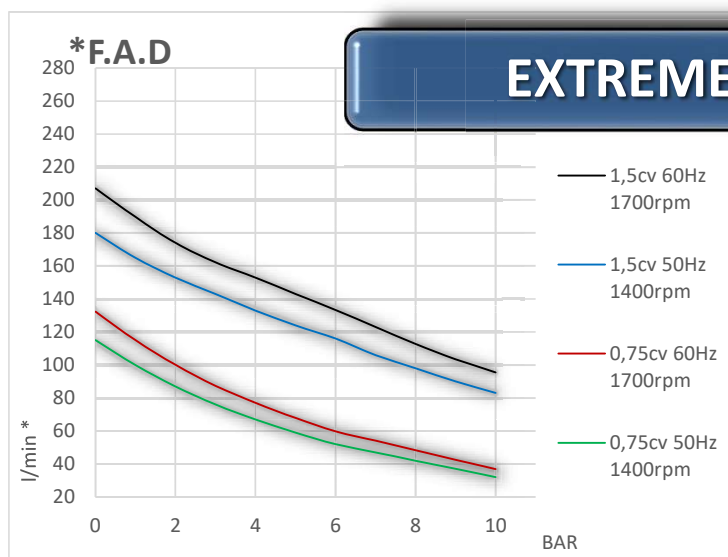


Compressor Model	Cylinders	Air Intake	Max Pressure	Power	Phase	Revolution	Noise	Weight	Dimensions
Modello Compressore	Cilindri	Aria Aspirata	Pressione mass.	Motore	Fase	Giri	Rumore	Peso	Dimensioni
Type	N°	l/min. - C.F.M. - m ³ /h	Bar - Psi	HP - kW	Tipe	Rpm	dB	Kg - Lbs	cm (LxWxH)
ESPRIT UNIT 65/4	2	125 – 4,4 – 7,5 (50 Hz) 150 – 5,3 – 9 (60 Hz)	8 – 114	0,90 – 0,65	Single	1400 1700	49	8,5 – 19	29 x 22 x 14
ESPRIT UNIT 65/2	2	250 – 8,8 – 15 (50 Hz) 300 – 10,5 – 18 (60 Hz)	8 – 114	0,90 – 0,65	Single	2800 3300	56	8,5 – 19	29 x 22 x 14

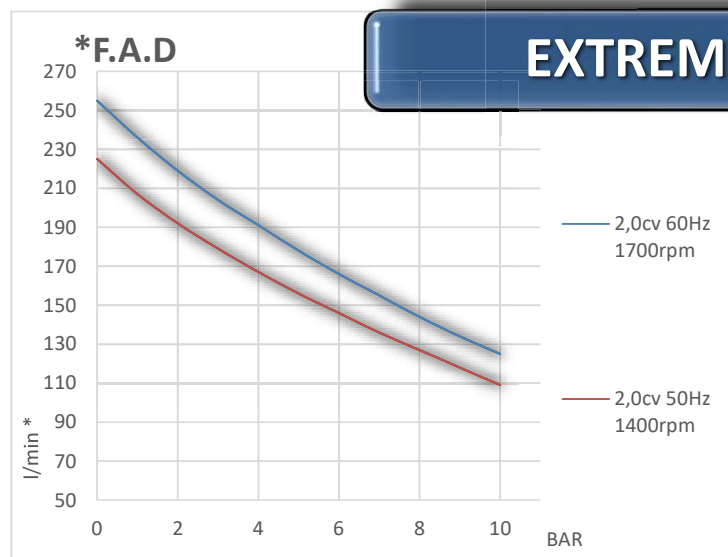
With automatic thermal protection - * F.A.D. values have a tolerance $\pm 5\%$

Con protezione termica automatica - * I valori indicati hanno una tolleranza $\pm 5\%$

MADE IN ITALY BY NARDI COMPRESSORI



Compressor Model	Cylinders	Air Intake	Max Pressure	Power	Revolution	Noise	Weight	Dimensions
Modello Compressore	Cilindri	Aria Aspirata	Pressione mass.	Motore	Giri	Rumore	Peso	Dimensioni
Type	N°	l/min. - C.F.M. - m ³ /h	Bar - Psi	HP - kW	Rpm	dB	Kg - Lbs	cm (LxWxH)
EXTREME UNIT 0,75 CV	2	200 - 7,0 - 12 (50 Hz) 240 - 8,5 - 14,4 (60 Hz)	10 - 145	0,75 - 0,55	1400 1700	72	14 - 31	39 x 28 x 26
EXTREME UNIT 1,50 CV	2	240 - 8,5 - 14,4 (50 Hz) 290 - 10,1 - 17,2 (60 Hz)	10 - 145	1,50 - 1,1	1400 1700	72	16,5 - 36	39 x 28 x 26



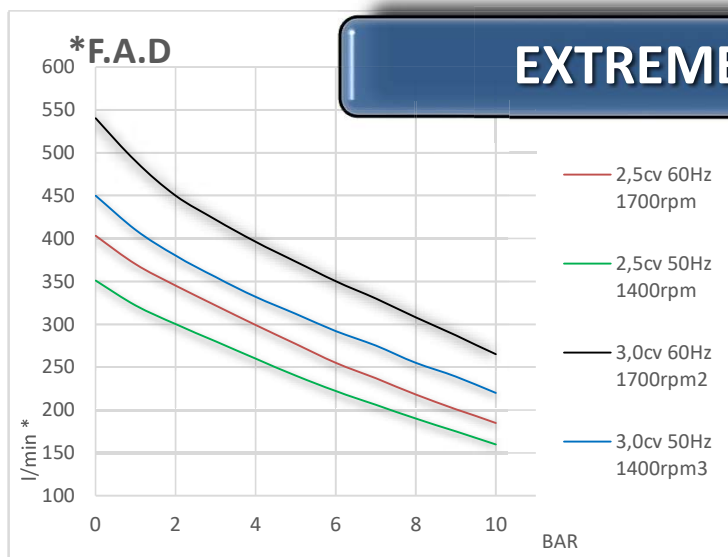
Compressor Model	Cylinders	Air Intake	Max Pressure	Power	Revolution	Noise	Weight	Dimensions
Modello Compressore	Cilindri	Aria Aspirata	Pressione mass.	Motore	Giri	Rumore	Peso	Dimensioni
Type	N°	l/min. - C.F.M. - m ³ /h	Bar - Psi	HP - kW	Rpm	dB	Kg - Lbs	cm (LxWxH)
EXTREME UNIT 2 CV 1400	2	350 - 12,4 - 21 (50 Hz) 420 - 14,8 - 25 (60 Hz)	10 - 145	2,00 - 1,5	1400 1700	73	20 - 44	43 x 28 x 29

With automatic thermal protection - * F.A.D. values have a tolerance $\pm 5\%$

Con protezione termica automatica - * I valori indicati hanno una tolleranza $\pm 5\%$

MADE IN ITALY BY NARDI COMPRESSORI

PUMP UNIT



Compressor Model	Cylinders	Air Intake	Max Pressure	Power	Revolution	Noise	Weight	Dimensions
Modello Compressore	Cilindri	Aria Aspirata	Pressione mass.	Motore	Giri	Rumore	Peso	Dimensioni
Type	N°	l/min. - C.F.M. - m³/h	Bar - Psi	HP - kW	Rpm	dB	Kg - Lbs	cm (LxWxH)
EXTREME 4 UNIT 2,50 CV	4	480 - 17 - 29 (50 Hz) 580 - 20 - 35 (60 Hz)	10 - 145	2,50 - 1,84	1400 1700	73	30 - 66	61 x 28 x 31
EXTREME 4 UNIT 3,00 CV	4	600 - 21,2 - 36 (50 Hz) 720 - 25,5 - 43 (60 Hz)	10 - 145	3,00 - 2,2	1400 1700	73	33 - 73	64 x 28 x 31

MADE IN ITALY BY NARDI COMPRESSORI